



SPARE PARTS CATALOGUE

SP5 / SP5L PISTOL

IDENT.-NO. 261944 / 261945 / 255811 / 255812

Heckler & Koch is a leading firearms manufacturer of global proportions, yet remains firmly rooted in Germany. The company has been a dependable partner to security forces, police and special forces of NATO and its associated states for over 60 years.

Heckler & Koch stands for superlative quality and innovative products. Heckler & Koch is also the only small arm supplier with a comprehensive product portfolio. Its range includes pistols, submachine guns, assault rifles, designated marksman rifles, training systems and 40 mm systems.

QUALITY.
INNOVATION.
SERVICE.
SAFETY.

Table of contents

▶ Using this spare parts catalogue	4
Purpose of this spare parts catalogue	4
Target audience for this spare parts catalogue	4
Information in the spare parts catalogue	4
▶ SP5 / SP5L Pistol	6
SP5 / SP5L, compl. (Assembly groups)	6
Receiver, compl.	8
SP5 / SP5L, compl. (Assembly groups)	10
Receiver, compl.	12
Bolt group, compl.	14
Pistol grip, compl.	16
Cap, compl.	18
▶ Magazine, compl.	20
▶ Cleaning kit	22
▶ Notes	24

Refer to the protection notice under ISO 16016!

Any transfer of the documentation, be it in full or in excerpt, or making content available to third parties, regardless of the form of information, without the written consent of Heckler & Koch GmbH is prohibited and will be prosecuted!

Using this spare parts catalogue

Purpose of this spare parts catalogue

This spare parts catalogue can be used to order individual components and assembly groups for the weapon. Parts and assembly groups can be ordered from Heckler & Koch by indicating the weapon, designation and Ident.-No.








Target audience for this spare parts catalogue

This spare parts catalogue is intended for trained firearms technicians and administrative personnel.

Information in the spare parts catalogue

This spare parts catalogue contains all of the information that is necessary to order individual components and assembly groups for the weapon. The contents of this spare parts catalogue have the following meanings:

INFORMATION	MEANING
Illustration of individual	The illustration of individual components is an exploded view showing all parts of the weapon that can be ordered.
Item (Item Number)	The Item Number shows the number of the part in the exploded view. If there is a „>“ instead of the Item Number, then the indicated item is an assembly group and includes several parts.
Designation	The designation contains the name of the part. If more than one of a part is present, then the number of parts is shown in brackets after the designation, e.g. (2x).
Optional	These parts can be ordered as an alternative or supplementary to the parts installed in the weapon.

INFORMATION	MEANING
 ID Ident.-No.	The Ident.-No. (Identification Number) is Heckler & Koch's internal number for identifying products and individual components.
 NSN NATO Stock Number	The NATO Stock Number is an international code for the classification of products and individual components.
 SP 100 Quantity per 100 weapons	This number indicates the recommended quantity to keep in stock per 100 weapons. The quantity includes both wearing parts and parts which may become lost. This information represents theoretical values based on experience, and may vary in practice.
 Exchange interval	The exchange interval indicates after which total of rounds fired the component / the assembly group must be replaced with new parts.
 Proof firing required	This designation „X“ shows those parts who are proof firing required. Parts who are proof firing required can only orderd as assembly groups from Heckler & Koch.
 Comments	This column may contain additional information.
 Colour	The column contains information about the colour shade for the parts.: SW = black / FDE = flat dark earth / GB = green brown similar to RAL8000 / SB = sand brown RAL8031 / 3T = 3-colours camouflage print 5T = 5-colours camouflage print

SP5 / SP5L, COMPL. (ASSEMBLY GROUPS)



SP5 / SP5L I 9 mm x 19 Calibre



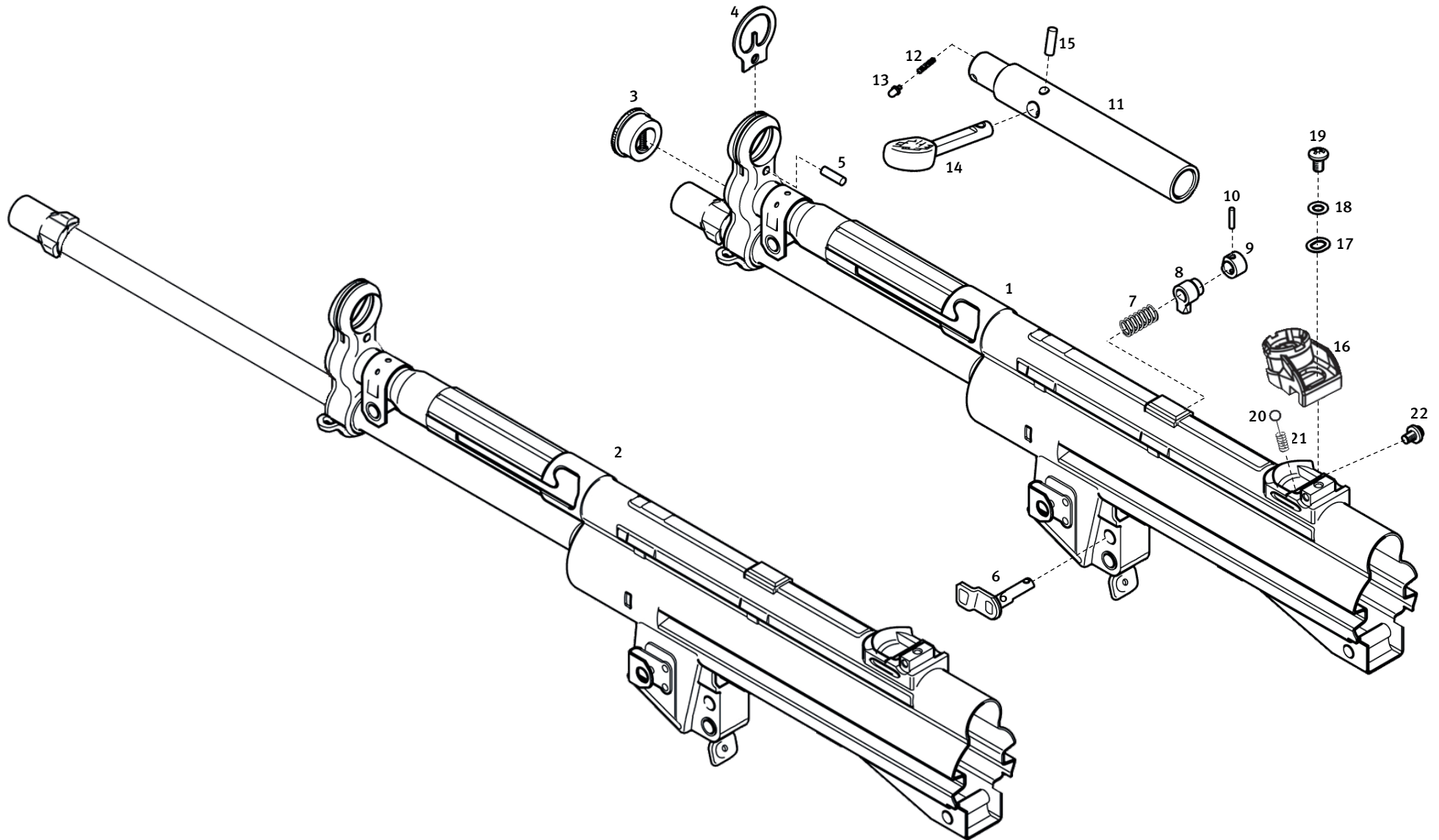
SP5 / SP5L, COMPL. (ASSEMBLY GROUPS)



SP5 / SP5L I 9 mm x 19 Calibre

ITEM	DESIGNATION	ID	NSN	SP 100			COMMENTS
>	SP5 Pistol (Item 1, 3 - 11)	261944	--	--		X	
>	SP5L Pistol (Item 2 - 11)	261945	--	--		X	
1	Receiver SP5, compl.	253434	--	3		X	Comprised: Barrel, charging handle
2	Receiver SP5L, compl.	253444	--	3		X	Comprised: Barrel, charging handle
3	Bolt, compl.	253440	--	--		X	
4	Recoil spring guide rod, compl.	214883	1005-12-375-9149	3			
5	Cap, compl. (Item 5, 10)	205933	1005-12-186-4149	3			
6	Pistol grip, compl.	253442	--	--			
7	Handguard	206535	1005-12-308-5151	5			
8	Protective cap	250848	--	5			
9	Locking bolt for handguard	200459	1005-12-127-5749	15			
10	Locking bolt for pistol grip and cap	200520	1005-12-127-5797	15			
11	Carrying sling	984515	1005-12-403-7138	--			



OPTIONAL							
12	Magazine, compl. 10 cartridges	239257	--	5			
13	Magazine, compl. 15 cartridges	206477	1005-12-175-3640	5			
14	Magazine, compl. 30 cartridges	206349	1005-12-175-5927	5			



RECEIVER, COMPL.



SP5 / SP5L I 9 mm x 19 Calibre

ITEM	DESIGNATION	ID	NSN	SP 100			COMMENTS
>	Receiver SP5, compl.(Item 1, 3 - 22)	253434	--	3		X	Comprised: Barrel, Cocking lever
>	Receiver SP5L, compl.(Item 2 - 22)	253444	--	3		X	Comprised: Barrel, Cocking lever
1	Receiver SP5	253435	--	--		X	Only as receiver, compl. available.
2	Receiver SP5L	253445	--	--		X	Only as receiver, compl. available.
3	Cap, compl.	206497	1005-12-127-5760	3			
4	Front sight	200415	1005-12-135-2984	5			
5	Clamping sleeve	922609	5315-12-134-6143	20			
6	Magazine catch	214858	1005-12-164-9622	5			
7	Pressure spring for magazine catch	200393	5360-12-126-8071	20			
8	Pressure piece for magazine catch	201517	1005-12-164-9623	5			
9	Push button for magazine catch	200396	1005-12-127-5769	5			
10	Clamping sleeve for push button	922608	5315-12-127-9043	30			
>>	Support for charging handle, compl.(Item 11 - 13)	205906	1005-12-169-8563	5			
11	Support for charging handle	205909	1005-12-398-9130	5			
12	Pressure spring for detent spring	202495	5360-12-179-3119	20			
13	Detent pin	205910	1005-12-179-3118	15			
14	Charging handle, compl.	205905	1005-12-169-8562	5			
15	Clamping sleeve	922609	5315-12-409-1175	20			
16	Rear sight, compl.	206407	1005-12-185-2105	5			
17	Washer	200371	1005-12-140-5717	10			
18	Toothed washer	922617	5310-12-126-8029	10			
19	Screw for rear sight	200372	1005-12-135-2987	10			
20	Ball	929897	3110-12-134-3779	20			
21	Pressure spring for ball	200383	5360-12-135-3141	20			
22	Windage adjustment screw	200384	1005-12-135-2986	10			

SP5 / SP5L, COMPL. (ASSEMBLY GROUPS)





SP5 / SP5L I 9 mm x 19 Calibre



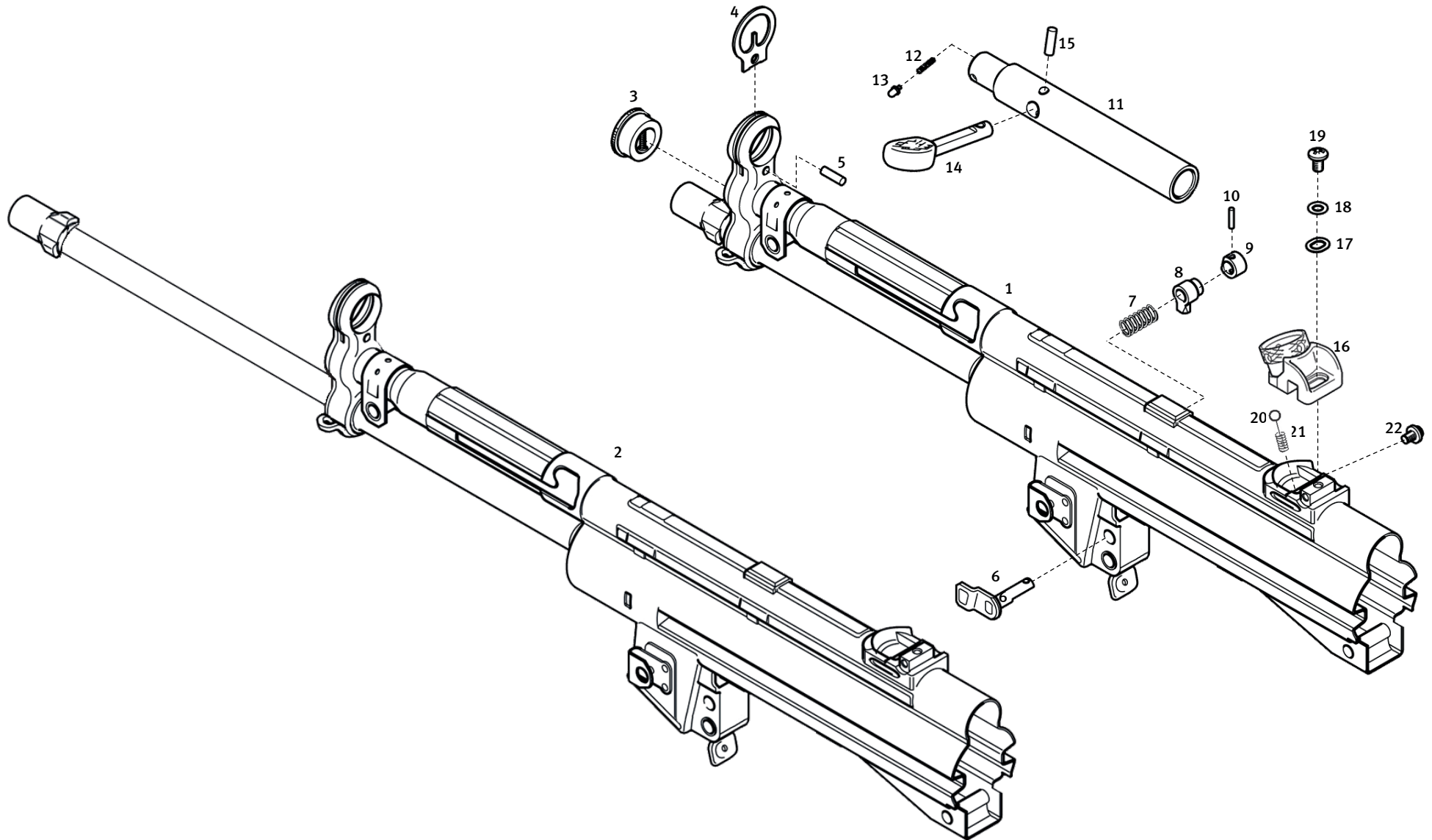
SP5 / SP5L, COMPL. (ASSEMBLY GROUPS)



SP5 / SP5L I 9 mm x 19 Calibre

ITEM	DESIGNATION	ID	NSN	SP 100			COMMENTS
>	SP5 Pistol (Item 1, 3 - 11)	255811	--	--		X	
>	SP5L Pistol (Item 2 - 11)	255812	--	--		X	
1	Receiver SP5, compl.	255814	--	3		X	Comprised: Barrel, Cocking lever
2	Receiver SP5L, compl.	255816	--	3		X	Comprised: Barrel, Cocking lever
3	Bolt, compl.	253440	--	--		X	
4	Recoil spring guide rod, compl.	214883	1005-12-375-9149	3			
5	Cap, compl. (Item 5, 10)	205933	1005-12-186-4149	3			
6	Pistol grip, compl.	253442	--	--			
7	Handguard	206535	1005-12-308-5151	5			
8	Protective cap	250848	--	5			
9	Locking bolt for handguard	200459	1005-12-127-5749	15			
10	Locking bolt for pistol grip and cap	200520	1005-12-127-5797	15			
11	Carrying sling	984515	1005-12-403-7138	--			



OPTIONAL							
12	Magazine, compl. 10 cartridges	239257	--	5			
13	Magazine, compl. 15 cartridges	206477	1005-12-175-3640	5			
14	Magazine, compl. 30 cartridges	206349	1005-12-175-5927	5			

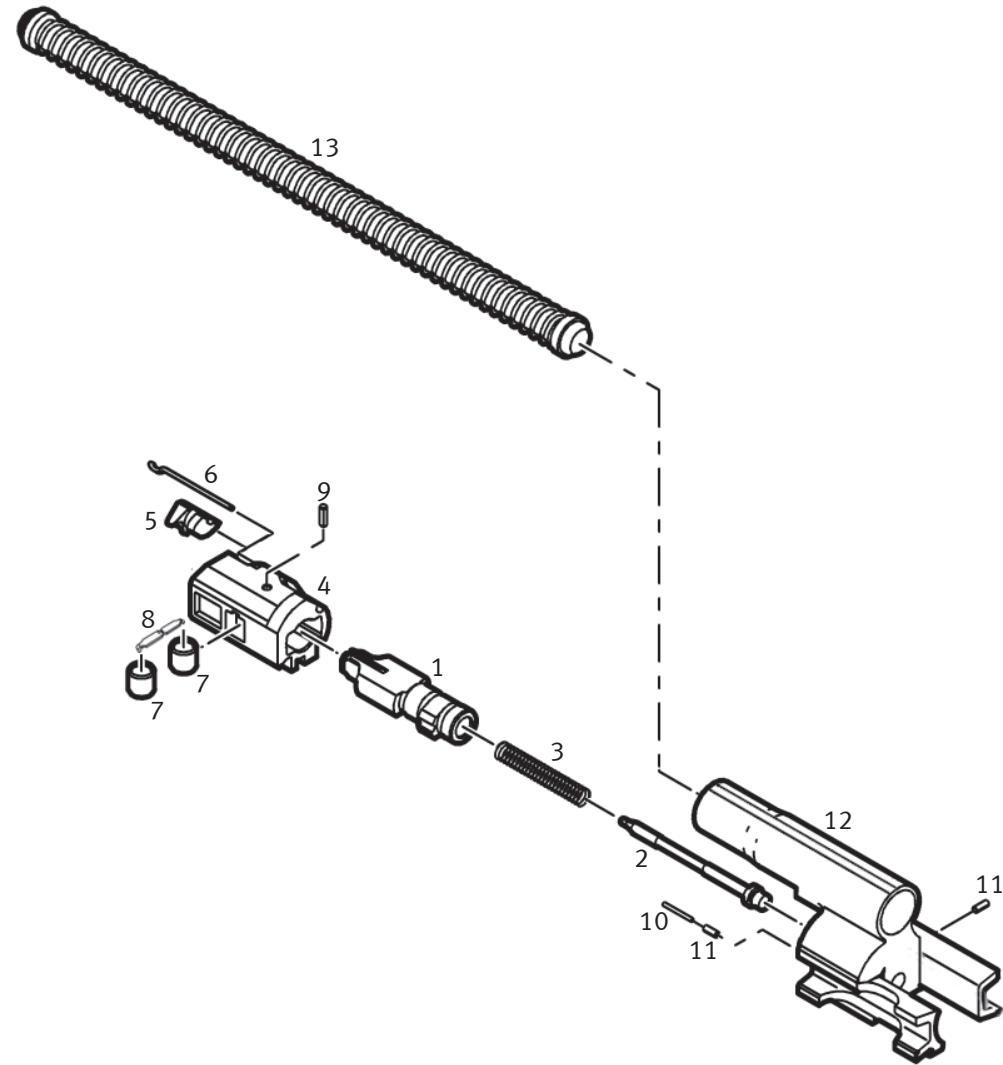


RECEIVER, COMPL.



SP5 / SP5L I 9 mm x 19 Calibre

ITEM	DESIGNATION	ID	NSN	SP 100			COMMENTS
>	Receiver SP5, compl.(Item 1, 3 - 22)	255814	--	3		X	Comprised: Barrel, Cocking lever
>	Receiver SP5L, compl.(Item 2 - 22)	255816	--	3		X	Comprised: Barrel, Cocking lever
1	Receiver SP5	253435	--	--		X	Only as receiver, compl. available.
2	Receiver SP5L	253445	--	--		X	Only as receiver, compl. available.
3	Cap, compl.	206497	1005-12-127-5760	3			
4	Front sight	200415	1005-12-135-2984	5			
5	Clamping sleeve	922609	5315-12-134-6143	20			
6	Magazine catch	214858	1005-12-164-9622	5			
7	Pressure spring for magazine catch	200393	5360-12-126-8071	20			
8	Pressure piece for magazine catch	201517	1005-12-164-9623	5			
9	Push button for magazine catch	200396	1005-12-127-5769	5			
10	Clamping sleeve for push button	922608	5315-12-127-9043	30			
>>	Support for charging handle, compl.(Item 11 - 13)	205906	1005-12-169-8563	5			
11	Support for charging handle	205909	1005-12-398-9130	5			
12	Pressure spring for detent spring	202495	5360-12-179-3119	20			
13	Detent pin	205910	1005-12-179-3118	15			
14	Charging handle, compl.	205905	1005-12-169-8562	5			
15	Clamping sleeve	922609	5315-12-409-1175	20			
16	Rear sight, compl.	201515	1005-12-164-9643	5			
17	Washer	200371	1005-12-140-5717	10			
18	Toothed washer	922617	5310-12-126-8029	10			
19	Screw for rear sight	200372	1005-12-135-2987	10			
20	Ball	929897	3110-12-134-3779	20			
21	Pressure spring for ball	200383	5360-12-135-3141	20			
22	Windage adjustment screw	200384	1005-12-135-2986	10			

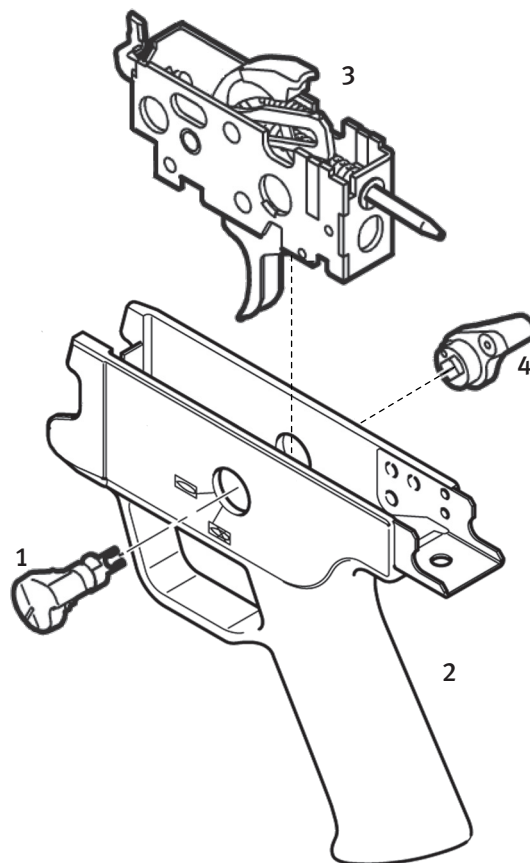


BOLT GROUP, COMPL.



SP5 / SP5L I 9 mm x 19 Calibre



ITEM	DESIGNATION	ID	NSN	SP 100			COMMENTS
>	Bolt group, compl. (Item 1 - 12)	253440	--	--		X	
1	Locking piece	201599	1005-12-169-8511	--			
2	Firing pin	201600	1005-12-164-9631	40			
3	Firing pin spring	214327	5360-12-375-9815	20			
>>	Bolt head, compl. (Item 4 - 9)	214412	1005-12-366-9025	3		X	Only as bolt head, compl. available.
4	Bolt head	--	--	5		X	
5	Extractor	214414	1005-12-164-9635	3			
6	Extractor spring	206645	1005-12-192-7938	5			
7	Locking roller (2x)	Ø 8,04 mm [II]	200448	1005-12-130-6433	16		The locking rollers must always be replaced in pairs. If the space between bolt head and bolt head carrier is too small, then oversize locking rollers will have to be installed. If the space between bolt head and bolt head carrier is too great, then undersize locking rollers will have to be installed. A mark on the locking rollers indicates the size.
	Size [marking]	Ø 8,02 mm [I]	200447	1005-12-130-6432	16		
		Ø 8,00 mm	200446	1005-12-127-5751	16		
		Ø 7,98 mm [-2]	222232	1005-12-196-3765	16		
		Ø 7,96 mm [-4]	200007	1005-12-196-3764	16		
		Ø 7,94 mm [-6]	222486	--	16		
		Ø 7,92 mm [-8]	222487	--	16		
8	Holder for locking rollers	214333	1005-12-365-2051	10			
9	Clamping sleeve	200450	5315-12-130-6647	15			
10	Catch pin	201597	1005-12-164-9621	20			
11	Clamping sleeve (2x)	205597	5315-12-141-2421	40			
12	Bolt head carrier, compl.	253441	--	--			
13	Recoil spring guide rod, compl.	214883	1005-12-375-9149	3			

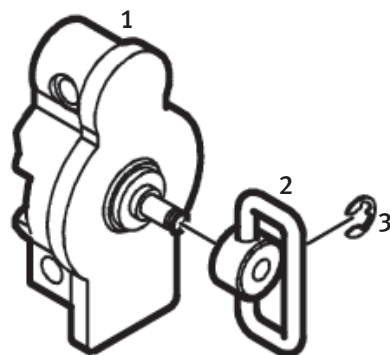


PISTOL GRIP, COMPL.



SP5 / SP5L I 9 mm x 19 Calibre



ITEM	DESIGNATION	ID	NSN	SP 100			COMMENTS
>	Pistol grip, compl. (Item 1 - 4)	253442	--	--			Safe / single fire
1	Safety lever, left	217810	--	5			
2	Pistol grip, finished	254200	--	5			
3	Trigger housing, compl.	250881	--	3			
4	Safety lever, right	226289	1005-12-408-9671	5			

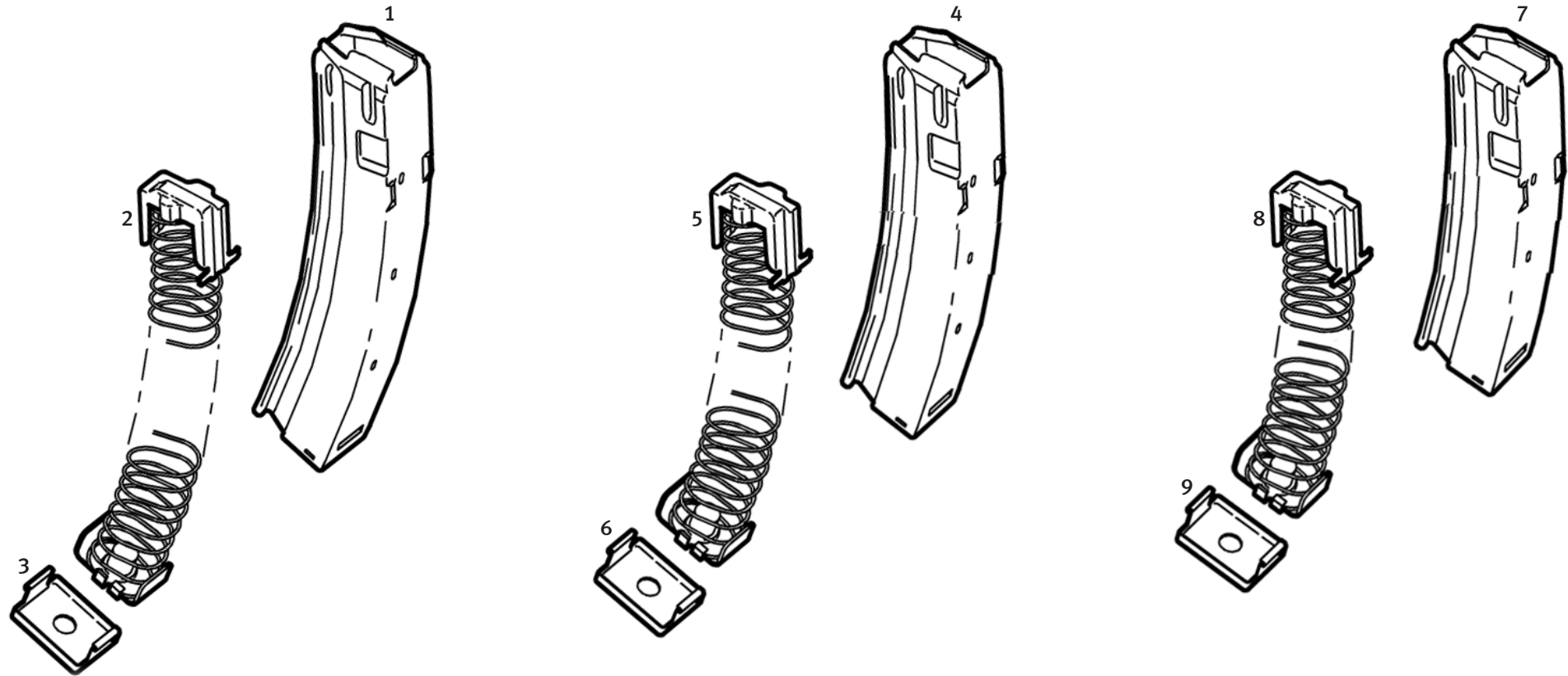


CAP, COMPL.



SP5 / SP5L I 9 mm x 19 Calibre

ITEM	DESIGNATION	ID	NSN	SP 100			COMMENTS
>	Cap, compl. (Item 1 - 4)	205933	1005-12-186-4149	3			Different illustration!
1	Cap	205934	--	--			Only as cap, compl. available.
2	Eyelet	205935	1005-12-185-2107	--			
3	Circlip	929299	5325-12-156-4668	10			
4	Locking bolt for pistol grip and cap	200520	1005-12-127-5797	--			See page 7



MAGAZINE, COMPL.



SP5 / SP5L I 9 mm x 19 Calibre

ITEM	DESIGNATION	ID	NSN	SP 100			COMMENTS
>	Magazine, compl. 30 cartridges (Item 1 - 3)	206349	1005-12-175-5927	5			
1	Magazine body	206305	1005-12-184-8613	--			
2	Magazine spring with follower and insert	206676	5360-12-402-5023	--			
3	Floor plate	201654	1005-12-164-9637	--			
>	Magazine, compl. 15 cartridges (Item 4 - 6)	206477	1005-12-175-3640	5			
4	Magazine body	206478	1005-12-184-8610	--			
5	Magazine spring with follower and insert	206678		--			
6	Floor plate	201654	1005-12-164-9637	--			
>	Magazine, compl. 10 cartridges (Item 7 - 9)	239257	--	5			
7	Magazine body	239321	--	--			
8	Magazine spring with follower and insert	206678	--	--			
9	Floor plate	201654	1005-12-164-9637	--			



CLEANING KIT




SP5 / SP5L I 9 mm x 19 Calibre


ITEM	DESIGNATION	ID	NSN	COMMENTS
>	Cleaning kit, compl. (Item 1 - 11)	976949	1005-12-406-2943	For 9 mm x 19 calibre
1	Case for cleaning kit	976950	--	
2	Barrel cleaning brush	973543	--	Thread M5
3	Öl brush	299176	1005-12-373-7930	Thread M5
4	Chamber cleaning brush	976951	--	Thread M5
>>	Cleaning rod, compl. (Item 5 - 7)	971192	--	Thread M5
5	Extension rod (3x)	--	--	Thread M5
6	Handle rod	--	--	With rotatable handle / Thread M5
7	Pull-through holder	--	--	Thread M5
8	Oil bottle	260399	4930-12-391-2257	
9	Cleaning cloths (50x)	985527	1005-12-363-2709	
10	Rag	971067	--	
11	Cleaning brush	924028	1005-12-140-6696	


NOTES





NOTES







Heckler & Koch GmbH
Heckler & Koch-Str. 1
78727 Oberndorf/N., Germany

☎ +49 (0) 74 23 / 79-0
☎ +49 (0) 74 23 / 79-23 50

✉ TD@heckler-koch-de.com
🌐 www.heckler-koch.com